

KRISTA MUTUAL WATER CO.
MEETING OF THE BOARD OF DIRECTORS

April 19, 2026

STARTING TIME: 1:00 PM

TELECONFERENCE VIA: Zoom.com ID# 853 6091 9766

Phone # 1-669-900-9128

Board of Directors

Sandi McElhenney – President
Jonathan Paley - Treasurer
Michael McNichols – Secretary

General Manager

Pamela Jarecki
Assistant General Manager
Brenda Fessia

Distribution Operator

Mountain Water Quality Management LLC
Lee Winagura

Teleconference Name:
Location:

1. Call to order
 2. Appointing of Directors positions Motion_____ Second_____ Ayes_____ Nays_____ Absent_____
 3. Secretary of State
 4. Discussion on adjustment of agenda
 5. Public Comments
 6. Fluoride Contamination Planning Project/Fluoride Mitigation Project State Revolving Fund/PROP 1
Annexation & Well Site Improvements and Generator Installation Project Update
Interconnection Water Service Agreement between KMWC and LCWD
Motion_____ Second_____ Ayes_____ Nays_____ Absent_____
 - KMWC and LCWD O&M agreement for interconnection
Motion_____ Second_____ Ayes_____ Nays_____ Absent_____
 - Water Service Agreement - MOU for consolidation KMWC & LCWD
Motion_____ Second_____ Ayes_____ Nays_____ Absent_____
 7. Approval of Board Meeting minutes 3-30-2026 Motion_____ Second_____ Ayes_____ Nays_____ Absent_____
 8. Treasury Report Motion_____ Second_____ Ayes_____ Nays_____ Absent_____
 9. Distribution Operator Report Motion_____ Second_____ Ayes_____ Nays_____ Absent_____
 10. WIFI – Fiber/Satellite vote/discussion Motion_____ Second_____ Ayes_____ Nays_____ Absent_____
- Closed Session: None

Adjournment _____

Next meeting will be held by Zoom and in the office May 26, 2026, at 10:00am. Agenda will be posted on the website (<https://kristamutualwater.com/>) 4 days before meeting. The public is invited to attend.

To be placed on the agenda please call (661) 245-5613.

Krista Mutual Water Company
Meeting of the Board of Directors 3-30-2026

In attendance Via Zoom: Pamela Jarecki, Sandi McElhenney, Cathy Williams (Quad Knopf, QK) & Carlos Bravo (SHE, Self Help Enterprises)

Office: Michael McNichols, Jonathan Paley & Brenda Fessia

Absent: None

Public attending Office: None

Public attending Via Zoom: William Lawrence

1. **Call to Order** at 10:02 am

2. **Adjustments to the Agenda:** None

3. **Public Comments:** Mr. Lawrence asked about when the tank replacement will happen. Let him know that it will be in 5 to 10 years. It is part of phase 2 of the project. Also talked about tank clearing, weed abatement. We are waiting for a quote for that. Tank Cleaning is planned for May or June now. Had to fire a new company because the old one closed.

4. **Fluoride Contamination Planning Project/Fluoride Mitigation Project State Revolving Fund/PROP 1 Annexation & Well Site Improvements and Generator Installation Project Update**

Annexation Update:

- Tejon Ranch – nothing new waiting on Legal with Tejon Ranch.
 - Blending station designs from QK have been sent out, waiting on DDW, DFA, Lebec and P&P to confirm their changes are good to go
 - Still waiting for review of all three below from P&P, QK has reviewed them. Once the comments are addressed, we will send it to the board and attorneys
 - Interconnection Water Service Agreement between KMWC and LCWD
 - KMWC and LCWD O&M agreement for interconnection
 - Water Service Agreement - MOU for consolidation KMWC & LCWD
 - **DFA –** DFA requested a meeting about our environmental on 3-26-2026. They were wanting supporting docs. DFA has said that funding is being pushed to July because the cost of all the items came in over the amount allotted for the project and we need approval for the 20% contingency amount. Project should be under 18 million with contingency.
 - **Lebec has updated their tec memo:** In addition to blending system upgrades, they want to include improvements to the Lebec Road distribution backbone that conveys water to the State Storage Tanks and the State Pressure Zone commercial core. This corridor is a critical element of the LCWD system and must reliably support fire flow requirements, while also supplying the proposed booster station at the Frazier Mountain High School (FMHS) Well Site for transfer of water to the Chimney Canyon Tank Site.
 - **Approval of state meeting minutes 2-24-2026 & 3-24-2026**
 - Sandi McElhenney motioned to approve State meeting minutes from 2-24-2026 & 3-24-2026, Michael McNichols Second it, 3/0/0
5. **Approval of the Minutes:** Approval of the minutes for 2-23-2026 board meeting
- Sandi McElhenney made a motion to approve the minutes for 2-23-2026 board meeting, Michael McNichols second it, 3/0/0.
6. **Treasury Report: Profit and loss is at 26.55% -**
- Sandi McElhenney made a motion to approve the Treasury report Michael McNichols second it, 3/0/0.
7. **Distribution Operators Report:** AT&T line was fixed March 6th. Original ticket was cancelled, and our AT&T contact in Lebec confirmed it was out. Asked for us to do another ticket and he followed up with us. **SCADA vote/discussion – The cost for SCADA now is \$11,550**, this includes an annual membership for the first year, after that it is \$966/year but includes 24/7/365 help.
- Board will revisit this if our tank line and relay go out again. Will try to wait for the grant to come through to get it installed.
 - Sandi McElhenney made a motion to approve the Distribution operators report, Michael McNichols second it, 3/0/0.
8. **WIFI – Fiber vote/discussion -**
- AT&T Fiber 50 mag \$501.00 & WIFI \$38.00/month = Total \$539.00/month, would need a WIFI extender, Wifi Contract 39.38/Month \$290 Installation, Contract \$501.31/month \$199.00 Installation.

- Board asked that Pamela Jarecki look into AT&T satellite, Hughes net Satellite and Starlink.

Closed Session: None

Adjournment: Sandi McElhenney made a motion to adjourn the meeting at 10:42am, Michael McNichols second it, 3/0/0.

Michael McNichols, Secretary

DRAFT

Krista Mutual Water Company

Balance Sheet Detail

As of April 13, 2026

DATE	TRANSACTION TYPE	NUM	NAME	MEMO/DESCRIPTION	SPLIT	DEBIT	CREDIT	AMOUNT	BALANCE
ASSETS									
1000 Cash in Bank									
1001 California Bank & Trust #3526									
Beginning Balance									82,273.97
03/24/2026	Deposit				-Split-	\$156.12		156.12	82,430.09
03/25/2026	Deposit				-Split-	\$200.00		200.00	82,630.09
03/25/2026	Deposit				-Split-	\$464.67		464.67	83,094.76
03/25/2026	Expense		OFFICE DEPOT		6680 Office Supplies		\$69.58	-69.58	83,025.18
03/26/2026	Expense		ZALCO LABS		6885 Water Analysis		\$1,070.00	-1,070.00	81,955.18
03/26/2026	Expense		ZALCO LABS		6885 Water Analysis		\$40.00	-40.00	81,915.18
03/26/2026	Payroll Check	DD	BRENDA L. FESSIA	Pay Period: 03/01/2026-03/31/2026	Direct Deposit Payable		\$1,389.48	-1,389.48	80,525.70
03/26/2026	Expense		CALIFORNIA BANK & TRUST		-Split-		\$134.15	-134.15	80,391.55
03/26/2026	Expense		CALIFORNIA BANK & TRUST		8510 Bank Service Charges		\$12.00	-12.00	80,379.55
03/26/2026	Tax Payment		QuickBooks Payroll	Tax withdrawal	QuickBooks Tax Holding Account		\$1,289.30	-1,289.30	79,090.25
03/26/2026	Payroll Check	DD	PAMELA A. JARECKI	Pay Period: 03/01/2026-03/31/2026	Direct Deposit Payable		\$2,619.10	-2,619.10	76,471.15
03/27/2026	Deposit				-Split-	\$73.51		73.51	76,544.66
03/27/2026	Expense		PHONEVITE		6680 Office Supplies		\$50.00	-50.00	76,494.66
03/30/2026	Deposit				-Split-	\$194.19		194.19	76,688.85
03/30/2026	Expense		SOCALGAS		6805 Utilities:Southern California Gas		\$25.96	-25.96	76,662.89
03/30/2026	Expense		AT&T - 66124869368901- TANKS		6820 Telephone		\$203.16	-203.16	76,459.73
03/31/2026	Deposit				-Split-	\$200.00		200.00	76,659.73
04/02/2026	Deposit				-Split-	\$160.00		160.00	76,819.73
04/02/2026	Expense		Lake of the Woods		4101 Residential Water		\$1,509.00	-1,509.00	75,310.73
04/02/2026	Deposit				-Split-	\$175.00		175.00	75,485.73
04/03/2026	Deposit				-Split-	\$97.77		97.77	75,583.50
04/03/2026	Deposit				-Split-	\$55.00		55.00	75,638.50
04/03/2026	Deposit				4101 Residential Water		\$112.00	112.00	75,750.50
04/05/2026	Transfer			Funds Transfer	1007 Cash in Bank:California Bank & Trust #8061		\$500.00	-500.00	75,250.50
04/06/2026	Expense		Caesars Republic Lake Tahoe Casino & Resort		6006 Education Expense		\$85.50	-85.50	75,165.00
04/06/2026	Deposit				4101 Residential Water		\$132.80	132.80	75,297.80
04/06/2026	Deposit				4101 Residential Water		\$83.69	83.69	75,381.49
04/06/2026	Deposit				-Split-	\$100.00		100.00	75,481.49
04/07/2026	Deposit				-Split-	\$1,585.44		1,585.44	77,066.93
04/07/2026	Expense		Tierranet		6005 Dues & Subscriptions		\$114.95	-114.95	76,951.98
04/08/2026	Expense		Letter Jacket		6680 Office Supplies		\$246.62	-246.62	76,705.36
04/08/2026	Expense		QUICKBOOKS INTUIT	2469216EL30Q61H14 4254 INTUIT *QBooks Online CL.INTUIT.COM C	6005 Dues & Subscriptions		\$24.00	-24.00	76,681.36
04/08/2026	Expense		DOLLAR GENERAL		6680 Office Supplies		\$11.90	-11.90	76,669.46
04/09/2026	Expense		Mountain Water Quality Management LLC		-Split-		\$2,620.00	-2,620.00	74,049.46
04/09/2026	Expense		AT&T 287364474882 Internet and Phone		6820 Telephone		\$187.65	-187.65	73,861.81
04/09/2026	Expense		ZALCO LABS		6885 Water Analysis		\$215.00	-215.00	73,646.81
04/09/2026	Expense		Nave Law Offices, A Professional Corporation	5597	-Split-		\$742.50	-742.50	72,904.31
04/09/2026	Check	4375	Mountain Water Quality Management LLC		-Split-		\$14,500.00	-	58,404.31
									14,500.00

Krista Mutual Water Company

Balance Sheet Detail

As of April 13, 2026

DATE	TRANSACTION TYPE	NUM	NAME	MEMO/DESCRIPTION	SPLIT	DEBIT	CREDIT	AMOUNT	BALANCE
04/10/2026	Expense		PG&E 6411589972-2		6811 Utilities:Pacific Gas & Electric		\$1,415.00	-1,415.00	56,989.31
04/12/2026	Expense		MICROSOFT		6005 Dues & Subscriptions		\$8.66	-8.66	56,980.65
Total for 1001 California Bank & Trust #3526								\$ -	25,293.32

Krista Mutual Water Company

Balance Sheet Detail

As of April 13, 2026

DATE	TRANSACTION TYPE	NUM	NAME	MEMO/DESCRIPTION	SPLIT	DEBIT	CREDIT	AMOUNT	BALANCE
1007 California Bank & Trust #8061									
Beginning Balance									
03/31/2026	Deposit		CALIFORNIA BANK & TRUST	Deposit	4700 Interest Income	\$13.60		13.60	86,291.73
04/03/2026	Deposit				6717 Legal & Accounting:Legal	\$315.00		315.00	86,620.33
04/05/2026	Transfer			Funds Transfer	1001 Cash in Bank:California Bank & Trust #3526	\$500.00		500.00	87,120.33
04/07/2026	Deposit				-Split-	\$185.19		185.19	87,305.52
04/09/2026	Deposit				-Split-	\$116.30		116.30	87,421.82
04/10/2026	Deposit				-Split-	\$3,145.21		3,145.21	90,567.03
Total for 1007 California Bank & Trust #8061								\$4,275.30	
1012 California Bank & Trust #5917									
Total for 1000 Cash in Bank								\$ -21,018.02	
1001 Cash in Checking CB&T 3526									
1100 Accounts Receivable									
1425 Liens Receivable									
Payroll Refunds									
QuickBooks Tax Holding Account								\$45.61	
1415 Plant & Equipment									
1700 Accumulated Depreciation									
TOTAL ASSETS								\$ -20,972.41	\$239,542.38
LIABILITIES AND EQUITY								\$738,028.65	\$239,542.38

KRISTA MUTUAL WATER COMPANY

Balance Sheet As of April 13, 2026

	TOTAL
ASSETS	
Current Assets	
Bank Accounts	
1000 Cash in Bank	0.00
1001 California Bank & Trust #3526	56,980.65
1007 California Bank & Trust #8061	90,567.03
1009 California Bank & Trust #1034	0.00
1012 California Bank & Trust #5917	45,000.00
Total 1000 Cash in Bank	192,547.68
1001 Cash in Checking CB&T 3526	1,042.54
1010 Meter Inst. Well Site Gen 7776 - closed 12-30-2024	0.00
Total Bank Accounts	\$193,590.22
Accounts Receivable	
1100 Accounts Receivable	11,181.20
Total Accounts Receivable	\$11,181.20
Other Current Assets	
1200 Undeposited Funds	0.00
120000 Accounts Receivable	0.00
1201 Accounts Receivable Adjustment	0.00
1301 Grant Claims Receivable	0.00
1307 Prepaid Expenses	0.00
1308 Prepaid Insurance	0.00
1309 Prepaid Rent	0.00
Total 1307 Prepaid Expenses	0.00
1330 PREPAYMENTS-OTHER	0.00
1380 Deferred Tax Benefits - S/T	0.00
1425 Liens Receivable	10,954.53
Payroll Refunds	25.48
QuickBooks Tax Holding Account	160.95
Total Other Current Assets	\$11,140.96
Total Current Assets	\$215,912.38
Fixed Assets	
1415 Plant & Equipment	414,658.00
1416 Nondepreciable Capitalized Costs	0.00
1418 Engineering	
1700 Accumulated Depreciation	-391,028.00
Total Fixed Assets	\$23,630.00
Other Assets	
1420 Capitalized Grant Costs - KFCPP	0.00
Total Other Assets	\$0.00
TOTAL ASSETS	\$239,542.38

KRISTA MUTUAL WATER COMPANY

Balance Sheet As of April 13, 2026

	TOTAL
LIABILITIES AND EQUITY	
Liabilities	
Current Liabilities	
Other Current Liabilities	
2001 Other Accounts Payable	6,857.12
2002 Grant Receipts Payable	0.00
2310 Prepaid Assessment Income	0.00
2401 Payroll Taxes Payable	0.00
CA PIT / SDI	35.17
CA SUI / ETT	37.79
Federal Taxes (941/943/944)	1,984.68
Federal Unemployment (940)	32.82
OR Employment Taxes	-2,196.77
OR Income Tax	450.00
OR Paid Family and Medical Leave	0.00
OR Statewide Transit Taxes	9.33
Total 2401 Payroll Taxes Payable	353.02
Direct Deposit Payable	0.00
Payroll Liabilities	230.93
CA PIT / SDI	17.89
CA PIT / SDI-1	17.28
CA SUI / ETT	14.76
CA SUI / ETT-1	23.03
Federal Taxes (941/943/944)	1,035.21
Federal Taxes (941/943/944)-1	971.84
Federal Unemployment (940)	5.54
Federal Unemployment (940)-1	27.28
OR Employment Taxes	26.92
OR Employment Taxes-1	0.01
OR Income Tax	150.00
OR Income Tax-1	0.00
OR Paid Family and Medical Leave	0.00
OR Paid Family and Medical Leave-1	0.00
OR Statewide Transit Taxes	3.11
OR Statewide Transit Taxes-1	3.11
Total Payroll Liabilities	2,526.91
Total Other Current Liabilities	\$9,737.05
Total Current Liabilities	\$9,737.05

KRISTA MUTUAL WATER COMPANY

Balance Sheet As of April 13, 2026

	TOTAL
Long-Term Liabilities	
2410 Defferred Tax Liability	0.00
Total Long-Term Liabilities	\$0.00
Total Liabilities	\$9,737.05
Equity	
3000 Opening Balance Equity	-2,056.19
3010 Capital Stock	107,502.00
3015 Paid-In Capital	220,469.00
3200 Retained Earnings	-71,761.92
Net Income	-24,347.56
Total Equity	\$229,805.33
TOTAL LIABILITIES AND EQUITY	\$239,542.38

Krista Mutual Water Company

Budget vs. Actuals: Budget_FY26_P&L - FY26 P&L

January - December 2026

	TOTAL			
	ACTUAL	BUDGET	OVER BUDGET	% OF BUDGET
Income				
4101 Residential Water	52,151.24	205,000.00	-152,848.76	25.44 %
4105 Lot Water	898.73	3,600.00	-2,701.27	24.96 %
4210 Transfer Fees	100.00		100.00	
4220 Late Fees	1,597.63		1,597.63	
4221 NSF Bank Charges	41.27		41.27	
4240 Connection Fees	813.21		813.21	
4260 Adjustments	-2,060.88		-2,060.88	
Total Income	\$53,541.20	\$208,600.00	\$ -155,058.80	25.67 %
GROSS PROFIT	\$53,541.20	\$208,600.00	\$ -155,058.80	25.67 %
Expenses				
6000 Advertising and Promotion		50.00	-50.00	
6001 Chlorine		100.00	-100.00	
6003 Computer and Internet Expenses		0.00	0.00	
6004 Subcontractors	23,750.00	35,000.00	-11,250.00	67.86 %
6005 Dues & Subscriptions	6,446.37	8,500.00	-2,053.63	75.84 %
6006 Education Expense	85.50	600.00	-514.50	14.25 %
6007 Supplies		500.00	-500.00	
6008 Equipment Fuel		250.00	-250.00	
6009 Meals & Entertainment		300.00	-300.00	
6010 Automotive		400.00	-400.00	
6260 Equipment Rental	4,745.01	17,000.00	-12,254.99	27.91 %
6650 Insurance				
6651 Liability	9,190.00	10,000.00	-810.00	91.90 %
6652 Medical	2,704.64	9,500.00	-6,795.36	28.47 %
6656 Worker's Compensation		1,600.00	-1,600.00	
Total 6650 Insurance	11,894.64	21,100.00	-9,205.36	56.37 %
6680 Office Supplies	415.25	1,500.00	-1,084.75	27.68 %
6685 Payroll Expenses		57,000.00	-57,000.00	
Taxes	1,247.89		1,247.89	
Wages	14,360.03		14,360.03	
Total 6685 Payroll Expenses	15,607.92	57,000.00	-41,392.08	27.38 %
6690 Payroll Taxes	170.50	5,700.00	-5,529.50	2.99 %
6710 Permits		800.00	-800.00	
6713 Postage & Freight	2,859.85	3,000.00	-140.15	95.33 %
6715 Legal & Accounting		500.00	-500.00	
6716 Accounting		7,000.00	-7,000.00	
6717 Legal	1,305.00	500.00	805.00	261.00 %
Total 6715 Legal & Accounting	1,305.00	8,000.00	-6,695.00	16.31 %
6725 Rent	770.00	4,600.00	-3,830.00	16.74 %
6737 State Income Tax		850.00	-850.00	
6800 Utilities				

Krista Mutual Water Company

Budget vs. Actuals: Budget_FY26_P&L - FY26 P&L

January - December 2026

	TOTAL			
	ACTUAL	BUDGET	OVER BUDGET	% OF BUDGET
6805 Southern California Gas	98.38	350.00	-251.62	28.11 %
6811 Pacific Gas & Electric	6,120.93	31,200.00	-25,079.07	19.62 %
6812 Southern California Edison	78.48		78.48	
Total 6800 Utilities	6,297.79	31,550.00	-25,252.21	19.96 %
6820 Telephone	1,646.65	3,300.00	-1,653.35	49.90 %
6885 Water Analysis	1,909.85	2,400.00	-490.15	79.58 %
8500 CIP - CAPITAL IMPROVEMENTS		6,000.00	-6,000.00	
8510 Bank Service Charges	24.00	100.00	-76.00	24.00 %
Total Expenses	\$77,928.33	\$208,600.00	\$ -130,671.67	37.36 %
NET OPERATING INCOME	\$ -24,387.13	\$0.00	\$ -24,387.13	0.00%
Other Income				
4700 Interest Income	39.57		39.57	
Total Other Income	\$39.57	\$0.00	\$39.57	0.00%
NET OTHER INCOME	\$39.57	\$0.00	\$39.57	0.00%
NET INCOME	\$ -24,347.56	\$0.00	\$ -24,347.56	0.00%

Outstanding balances	2026	2025	2024	2023	2022	2021	2020	2019
January	5,763.45	\$6,770.45	\$8,689.30	\$7,098.34	\$8,880.27	\$7,559.26	\$3,728.43	\$1,719.16
February	8,564.39	\$7,227.04	\$7,583.90	\$5,688.83	\$9,840.50	\$9,769.36	\$3,331.15	\$2,512.68
March	5,439.48	\$7,785.91	\$8,084.97	\$6,704.46	\$9,233.85	* \$3,111.47	\$5,106.89	\$4,364.38
April		\$4,921.41	\$6,056.44	\$7,418.04	\$5,719.04	\$3,883.86	\$3,624.80	\$2,892.44
May		\$2,979.56	\$4,320.76	\$6,988.61	\$5,720.01	\$5,011.97	\$4,470.78	\$2,034.44
June		\$4,829.49	\$6,612.16	\$4,656.89	\$3,927.20	\$7,462.94	\$5,036.86	\$3,501.20
July		\$7,618.99	\$9,017.77	\$7,317.75	\$4,623.34	\$6,172.81	\$5,798.60	\$4,349.53
August		\$7,837.75	\$7,629.21	\$4,862.71	\$7,966.97	\$7,622.64	\$4,613.10	\$2,972.14
September		\$7,700.35	\$10,087.79	\$7,194.24	\$6,987.52	\$8,464.18	\$5,434.97	\$2,827.45
October		\$7,263.83	\$6,737.84	\$4,953.72	\$6,465.72	\$9,062.58	\$7,601.15	\$3,110.56
November		\$9,135.68	\$7,866.81	\$5,891.78	\$8,026.47	\$9,204.05	\$7,975.76	\$2,856.20
December		\$5,967.00	\$5,721.23	\$7,934.76	\$6,989.15	**\$10271.56	\$7,731.22	\$3,326.46

Krista Shut off's for non-payment 2026

	Shut off for non- payment	Reconnected	Request to be shut off
January	0	0	0
February	4	3	1
March	0	0	0
April	0	0	0
May			
June			
July			
August			
September			
October			
November			
December			

INVOICE

Mountain Water Quality Management LLC
5401 Business Park S
Ste 208
Bakersfield, CA 93309-1661

info@mountainwaterquality.com
+1 (661) 517-0010
www.mountainwaterquality.com



Bill to
Krista Mutual Water Company
po box 951
frazier park, CA 93225 USA

Ship to
Krista Mutual Water Company
PO Box 951
Frazier Park, CA 93225-0951
USA

Invoice details

Invoice no.: 1021
Terms: Net 30
Invoice date: 04/08/2026
Due date: 05/08/2026

#	Product or service	Description	Qty	Rate	Amount
1.	Hours	Visit System 1x/Week	5	\$320.00	\$1,600.00
2.	Hours	Additional Hours Outside 1x/Week	12	\$85.00	\$1,020.00
3.	Hours	Additional Hours between 22:00 - 0700	0	\$125.00	\$0.00

Total **\$2,620.00**

Ways to pay



[View and pay](#)

KMWC - March 2026

Date	Time In	Time Out	Hours	Regular Hours	Regular Pay	Premium A	Premium Pay	Premium B	Premium Pay	Total Hours Charged	Wages	Expenses	Notes
3/1/2026	19:30	21:30	2.00	0	40	2	85	0	125	2	\$170.00	\$0.00	Power Outage Check Tank Levels and Decide Best course with GM
3/2/2026	13:00	15:00	2.00	0	40	2	85	0	125	2	\$170.00	\$0.00	Restore Service at 2 locations
3/6/2026	8:00	16:00	8.00	8	40	0	85	0	125	8	\$320.00	\$0.00	Data Collection, 90 Day Read, Well Communicatio
3/11/2026	8:45	10:45	2.00	0	40	2	85	0	125	2	\$170.00	\$0.00	Troubleshooting, Dig Tickets
3/13/2026	8:00	16:00	8.00	8	40	0	85	0	125	8	\$320.00	\$0.00	Meet Hightide Technician
3/18/2026	13:00	15:00	2.00	0	40	2	85	0	125	2	\$170.00	\$0.00	Data Collection, Red Tags
													Water Samples
3/20/2026	8:00	16:00	8.00	8	40	0	85	0	125	8	\$320.00	\$0.00	Go over Hydrant Project with Crew, Check Tank 4 Level and figure out how to fill for Diver Cleaning, Create Dig Tickets for FH Installs, Data Collection, Meeting with Fortiline to ensure product delivery for the 27th
3/27/2026	8:00	16:00	8.00	8	40	0	85	0	125	8	\$320.00	\$0.00	Data Collection, Valve Maintenance, FH Install Coordination
3/30/2026	8:00	16:00	8.00	8	40	0	85	0	125	8	\$320.00	\$0.00	Data Collection, Shut Offs, NaOCl pickup and deliver, Disinfection of Entire System, Meter Reads, Drawdown Testing
3/31/2026	12:30	16:30	4.00	0	40	4	85	0	125	4	\$340.00	\$0.00	NaOCl Level Testing, Run Well to Dilute, Grab Sample for Boil Water Notice
Totals:			52.00	40		12		0		52	\$2,620.00	\$0.00	

Base Pay: \$2,620.00
 Expenses: \$0.00
 Total: \$2,620.00

Payment receipt

You paid **\$2,620.00**

to Mountain Water Quality Management LLC on April 9, 2026

Invoice no.	1021
Invoice amount	\$2,620.00
Total	\$2,620.00

Status	Paid
Payment method	Credit Card
Authorization ID	11A28DIUJZ04

Thank you



Mountain Water Quality Management LLC

+16615170010

www.mountainwaterquality.com | info@mountainwaterquality.com

5401 Business Park S, Bakersfield, CA 93309-1661

No additional transfer fees or taxes apply.

Intuit Payments Inc (IPI) processes payments as an agent of the business. Payments processed by IPI constitutes payment to the business and satisfies your obligation to pay the business, including in connection with any dispute or case, in law or equity. Money movement services are provided by IPI pursuant to IPI's licenses (NMLS #1098819, <https://www.intuit.com/legal/licenses/payment-licenses>). IPI is located at 2700 Coast Avenue, Mountain View, CA 94043, 1-888-536-4801.

Monthly Operator Report

System Name: Krista MWC - CA1500475

Month/Year: Mar-26

System Overview	
Wells in Operation	Well 1
Storage Tanks in Service	1 (44,000 Gal), 2 (84,000 Gal), 3 (25,000 Gal)
Pressure Zones	Pressure Zones to be Tested and Documented All Gravity Fed
	Zone - 1 ?
	Zone - 2 ?
	Zone - Well ~250 PSI
Treatment Systems (if applicable)	Sodium Hypochlorite Injection at Well 1
Notes	Tank 4 (25,000 Gal) offline since July. Working with Superior Tank

Water Production & Usage	
Previous Month Well 1 Meter Read (AF)	134.154
Current Month Well 1 Meter Read (AF)	137.297
Total AF Produced	3.143
Total Gallons Produced	1,024,149.693
Total Gallons Delivered (metered sales)	804,781.652
Documented Operational Use Gal (e.g., flushing, tank cleaning)	153,000.000
Unaccounted-for Water (gal)	66,368.041
Unaccounted-for Water (%)	6.48%
Total Non-Revenue Water Loss (gal)	219,368.041
Notes: Operations Use Estimated at minimum due to tanks draining during FH install	

Aquifer and Pump Testing	
Static Level (ft)	-35.1
Pumping Level (ft)	-55.2
Drawdown (ft)	-20.1
Recovery Level (ft)	-37.4
Recovery (%)	89%
GPM (average)	324
Flow Meter (gpm)	320

Water Quality	
Chlorine Residuals (average range) ppm	0.17 ppm (min 0.00 – max 4.40)
Manual Dosing Needed	Yes (Weekly)
Bacteriological Samples Collected	1 (Routine), 2 (Boil Notice)
Bacteriological Results (Absent/Present)	Absent
Nitrate (mg/L)	3.3
Fluoride (mg/L)	2
Other	
Notes	

System Maintenance & Operations

Valves Exercised	12
Hydrants Flushed	4
Equipment Serviced	N/A
Repairs Completed	2
Notes	FH on Louise replaced and the FH valve in street.

Compliance & Sampling Summary

Bacteriological Sample Sitting Plan Followed (BSSP)	Yes
Consumer Confidence Report (CCR)	N/A
Cross-Connection Program	N/A
Other Compliance Notes	

Notable Issues & Recommendations

Issues encountered this month	No Valve in System can Fully Close
Recommendations for next month	Replacement of FH on Starr/Lebec Oaks

Operator Certification & Report Sign-Off

Prepared by	Lee Winagura
Operator Certification No.	D1-55115 / T2-46202
Date	4/8/2026

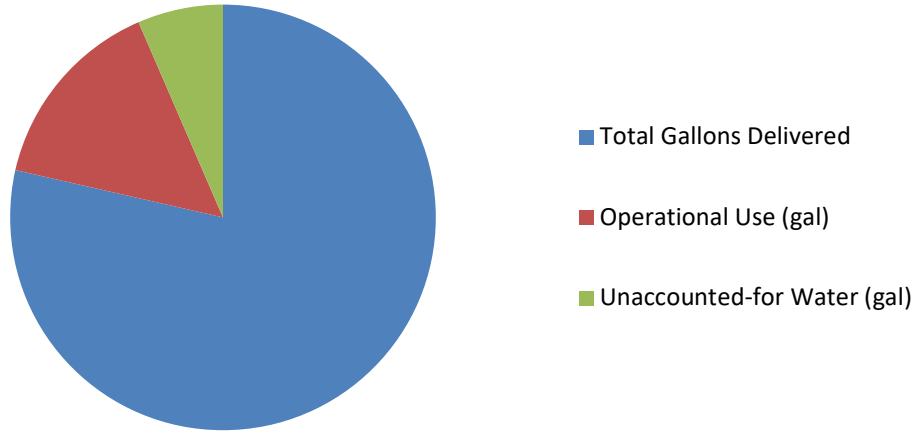
Monthly Water System Summary

Key Metrics	Mar-26
Total Gallons Pumped	1,024,149.693
Total Gallons Delivered	804,781.652
Operational Use (gal)	153,000.000
Unaccounted-for Water (gal)	66,368.041
Unaccounted-for Water (%)	6.48%
Total Non-Revenue Water Loss (gal)	219,368.041
Avg Chlorine Residual (ppm)	0.88
Min Chlorine Residual (ppm)	0
Max Chlorine Residual (ppm)	4.4
Nitrate (mg/L)	3.3
Fluoride (mg/L)	2
Static Level (ft)	-35.1
Pumping Level (ft)	-55.2
Recovery (%)	88.56%
GPM (average)	324

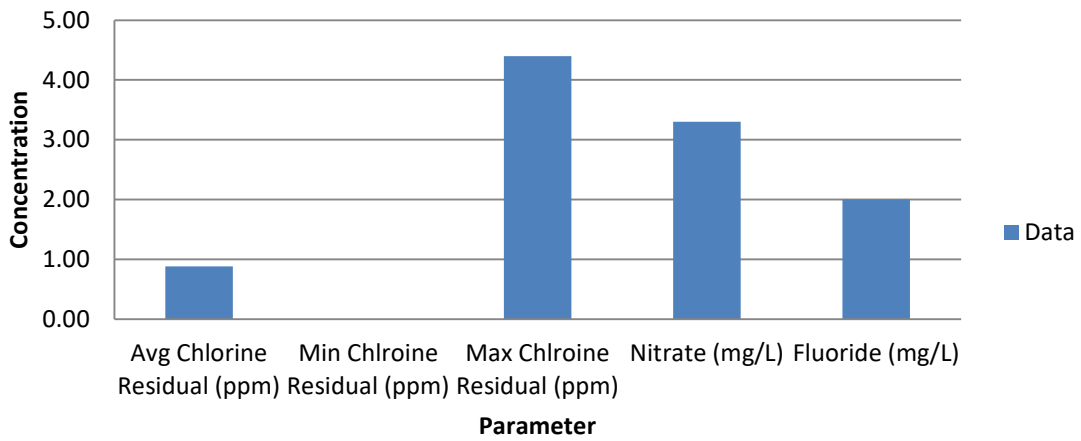
Notes on System:

System operating normally
Residuals are not within compliance range.
Still dosing Chlorine manually
Found a new supplier for equipment
Chlorinator found
Tank 4 - Working with GM
Hydrants are on backorder

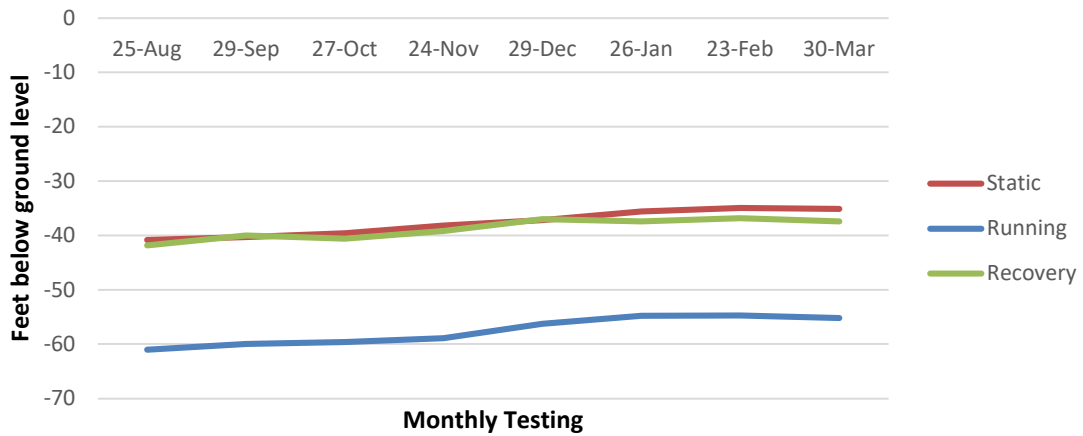
Water Use Breakdown



Water Quality Indicators



Drawdown Testing

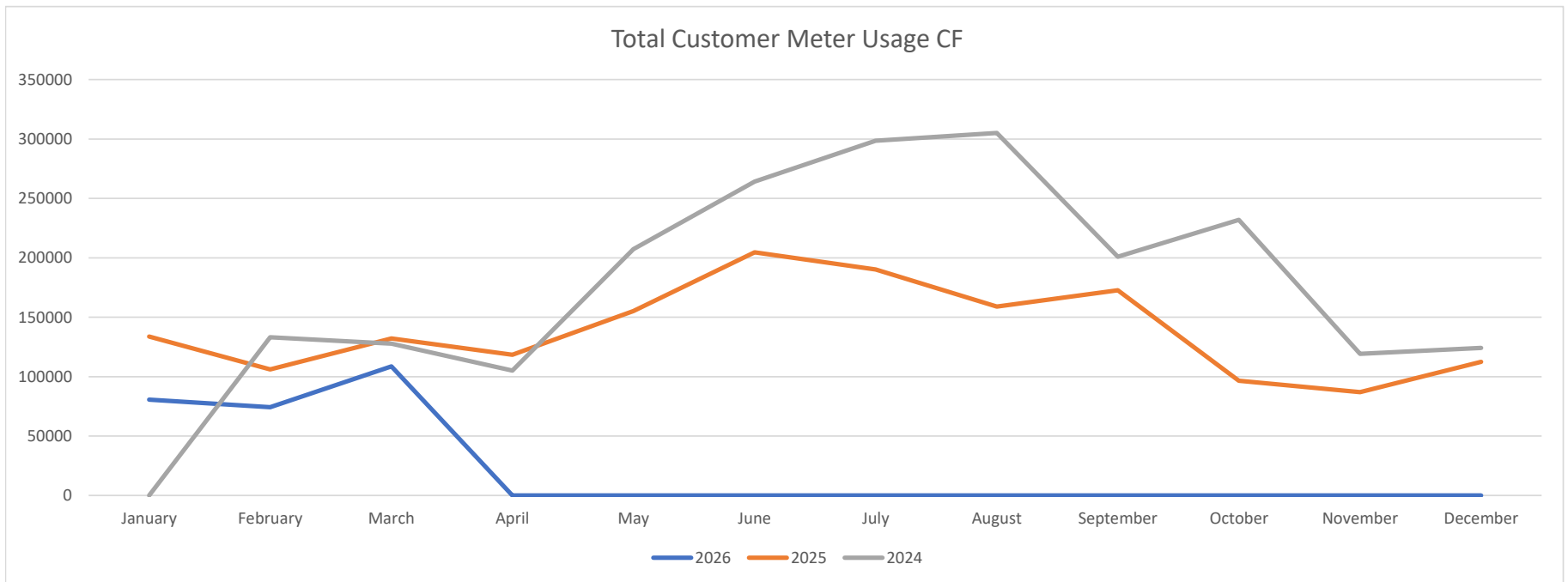


Well Production 2026		Well Depth 250 feet								Pump setting 168 feet											Well usage Gallons per day GPD
Date of meter reads	ACFT	gallons 1 acft = 325,851 gallons	CF 7.481 gallons = 1 CF	Customer Meter usage CF	Customer Meter usage gallons	Difference in CF	Difference in gallons	Date of soundings	sounding off	sounding on	draw down	1 hour recovery depth	Flow rate GPM	active user daily use CF	per capita/da y in gallons	active user CF/month	Nitrates	Fluoride			
January	1/26/2026	2.383	776,503	103,797	80,579	602,811	23,218	173,691	1/26/2026	35.6	54.8	19.2	37.4	315	150	50	622				25,883
February	2/23/2026	2.345	764,121	102,142	74,171	554,873	27,971	209,247	2/23/2026	34.9	54.7	19.8	36.8	331	165	39	619		2.9		25,471
March	3/30/2026	3.143	1,024,150	136,900	108,613	812,534	28,287	211,616	3/30/2026	35.1	55.2	20.1	37.4	324	21	52	650	3.3	2.0		34,138
April			0	0		0	0								0	0	0				0
May			0	0		0	0								0	0	0				0
June			0	0		0	0								0	0	0				0
July			0	0		0	0								0	0	0				0
August			0	0		0	0								0	0	0				0
September			0	0		0	0								0	0	0				0
October			0	0		0	0								0	0	0				0
November			0	0		0	0								0	0	0				0
December			0	0		0	0								0	0	0				0
		7.871	2,564,773	342,838	263,363	1,970,219			602811												
																		Fluoride RAA	2.4		

* Tanks over flowed 2 times this month due to power outage and telephone line down.

Well Production 2025		Well Depth 250 feet								Pump setting 168 feet											Well usage Gallons per day GPD
Date of meter reads	ACFT	gallons 1 acft = 325,851 gallons	CF 7.481 gallons = 1 CF	Customer Meter usage CF	Customer Meter usage gallons	Difference in CF	Difference in gallons	Date of soundings	sounding off	sounding on	draw down	1 hour recovery depth	Flow rate GPM	active user daily use CF	per capita/da y in gallons	active user CF/month	Nitrates	Fluoride			
January	1/29/2025	3.7	1,205,649	161,161	133,712	1,000,299	27,449	205,349	1/6/2025	47	52	5		320	233	77	965				40,188
February	2/24/2025	2.5	814,628	108,893	106,156	794,153	2,737	20,474	2/24/2025	36.9	57.7	20.8	38.4	320	176	56	660		2.6		27,154
March	3/31/2025	4	1,303,404	174,229	132,063	987,963	42,166	315,441	3/31/2025	36.6	57.4	20.8	38	340	26	63	791				43,447
April	4/28/2025	3.1	1,010,138	135,027	118,482	886,364	16,545	123,774	4/28/2025	36.4	56.9	20.5	38.3	330	23	59	709				33,671
May	5/28/2025	4.4	1,433,744	191,651	155,080	1,160,153	36,571	273,591	5/28/2025	38.1	58.1	20	39	320	30	77	929		2.4		47,791
June	6/30/2025	5.2	1,694,425	226,497	204,594	1,530,568	21,903	163,857	6/30/2025	39.5	59.3	19.8	40.1	325	40	101	1225				56,481
July	7/28/2025	5.1	1,661,840	222,141	190,129	1,422,355	32,012	239,485	7/28/2025	40.5	49.5	9	41.6	320	37	94	1138				55,395
August	8/25/2025	4.418	1,439,610	192,435	158,856	1,188,402	33,579	251,208	8/25/2025	40.8	61	20.2	41.8	320	31	79	951	3.71	2.2		47,987
September	9/29/2025	4.72	1,538,017	205,590	172,597	1,291,198	32,993	246,819	9/29/2025	40.3	60	19.7	40	320	33	85	1034				51,267
October	10/27/2025	2.809	915,315	122,352	96,488	721,827	25,864	193,489	10/27/2025	39.6	59.6	20	40.6	350	19	48	578				30,511
November	11/24/2025	2.547	829,942	110,940	86,936	650,368	24,004	179,574	11/24/2025	38.2	58.9	20.7	39.2	320	17	43	521	3.8	2.1		27,665
December	12/29/2025	3.223	1,050,218	140,385	112,521	841,770	27,864	208,448	12/29/2025	37.2	56.3	19.1	37	320	22	56	674				35,007
		45.717	14,896,930	1,991,302	1,667,614	12,475,420			841770												
																		Fluoride RAA	2.3		

Krista - Total Customer meter usage CF			
	2026	2025	2024
January	80579	133,712	0
February	74171	106,156	133,176
March	108613	132,063	127,733
April	0	118,482	105,146
May	0	155,080	207,192
June	0	204,594	264,156
July	0	190,129	298,606
August	0	158,856	305,052
September	0	172,597	200,819
October	0	96,488	231,954
November	0	86,936	119,237
December	0	112,521	124,144
Total	263,363	1,667,614	2,117,215



State Water Resources Control Board
 Southern California Branch
 Drinking Water Field Operations
Chlorination Operational Log

Month and Year March 2026

System Name Krista Mutual Water Company

Facility Name CA1500475_001_001

Maximum Capacity of the Chlorination Pump 24 GPD

Were there any malfunctions of the chlorination system this month? Yes _____ No ^X _____

If yes, list the date the malfunction occurred and action taken. Problems that cannot be promptly corrected must be reported to the Division. Bacteriological sampling must be conducted if the safety of the water is in question:

No malfunctions but chlorination pump is under rated for static and dynamic PSI at injection point

Manufacturer now estimates delivery Mid May.

Date	Time	Operator	Chlorine Rate		Crock Level	Meter Reading	Chlorine Residual		Operational Notes
			Speed	Stroke			Injection Pt.	Distribution	
1									
2									
3									
4									
5									
6	11:00	LW	0	0	~1%	134.988	0	0	Manual Dose Every Week
7									
8									
9									
10									
11									
12									
13	09:50	LW	0	0	~1%	135.442	0	0	Manual Dose Every Week
14									
15									
16									
17									
18									
19									
20	10:15	LW	0	0	~1%	136.212	0	0	Manual Dose Every Week
21									
22									
23									
24									
25									
26									
27	07:35	LW	0	0	~1%	136.906	0	0	Manual Dose Every Week
28									
29									
30	13:00	LW	0	0	~1%	137.297	0	0	Manual Dose Every Week
31									

1. Operational notes include weekly dosage calculations, addition of solution, changes in feed rate and other pertinent info.
2. This form is to be maintained for each chlorination facility.
3. This form is to be kept on file for review by the Division.

Chlorine Residual Report

System Name: Krista Mutual Water Company

Month: March

System Number: CA1500475

Year: 2026

Day	Sampling Address	Residual
1		
2		
3		
4		
5		
6	2512 Lebec Oaks Rd.	0
7		
8		
9		
10		
11		
12		
13	2512 Lebec Oaks Rd.	0
14		
15		
16		
17		
18		
19		
20	2512 Lebec Oaks Rd.	0
21		
22		
23		
24		
25		
26		
27	2512 Lebec Oaks Rd.	0
28		
29		
30	2512 Lebec Oaks Rd.	4.4
31		



 (661) 517-0010
 Info@MountainWaterQuality.com
 5401 Business Park S. Ste. 208
Bakersfield, CA. 93309

Water Quality Summary Report

Prepared by: Mountain Water Quality Management

Date: April 1, 2026

Recipient: Krista Mutual Water Company

Location: PO Box 951, 3534 Mt. Pinos Way, Frazier Park, CA 93225

Project Manager: Lee Winagura

Laboratory: Zalco Laboratories, Inc.

Incident Overview

On March 31, 2026, during fire hydrant replacement, it was discovered that street and tank isolation valves were not fully operable. This resulted in loss of system isolation and unintentional tank drainage.

A Boil Water Notice was issued due to loss of pressure and potential contamination risk. The hydrant and associated street valve were replaced.

Corrective Actions

- Installed new street valve
- Refilled and re-pressurized system
- System chlorination and flushing
- Verified disinfectant presence
- Collected bacteriological clearance samples

Sampling Overview

Samples collected March 31, 2026:

- 720 Canyon Dr
- 907 Yosemite

Key Findings

- Total Coliform: Absent
- E. coli: Absent
- Lab Receipt Temperature: 7.5°C

✔ No bacteriological contamination detected.

Conclusion

- ✔ System pressure and integrity restored
- ✔ Water quality confirmed safe
- ✔ Corrective actions effective

Overall Status

Category	Status
Water Quality	✔ Safe
System Integrity	✔ Restored
Infrastructure	⚠ Valve Improvements Needed

For any further inquiries regarding this report, please contact:

Lee Winagura

Mountain Water Quality Management



Zalco
Laboratories, Inc.

4309 Armour Ave.
Bakersfield, CA 93308
661.395.0539

April 01, 2026

Pamela Jarecki

Krista Mutual Water Co.
3534 Mt. Pinos Way
Frazier Park, CA 93225
RE: Master

Zalco Work Order: 2603519
Zalco Project:

Enclosed are the results of analyses for samples received by our laboratory on 3/31/2026. If you have any questions concerning this report, please feel free to contact me.

Sincerely,

A handwritten signature in blue ink that reads "Andrea Magana". The signature is written in a cursive, flowing style.

Andrea Magana For Juan Magana
Laboratory Technical Manager



**Zalco
Laboratories, Inc.**

4309 Armour Ave.
Bakersfield, CA 93308
661.395.0539

Krista Mutual Water Co.
3534 Mt. Pinos Way
Frazier Park, CA 93225

Project: Master
Project Number: KMWC Dist/Bacteriological
Project Manager: Pamela Jarecki

Reported:
04/01/2026 11:45

Sample Results

Sample Name:	720 Canyon CA1500475	Receipt Temperature, Deg. C:	7.5
Zalco Lab ID:	2603519-01	Field Temperature, Deg. C:	
Sampled Date - Time:	3/31/2026 2:10:00PM	Field pH:	
Matrix:	Water	Sample Type:	Grab
Sampled By:	Lee Winagura	Field Residual Chlorine, ppm:	

Analyte	Result	Units	RL	MDL	Method	Analyst Int.	Dilution	Date Started	Date Completed	Qual
---------	--------	-------	----	-----	--------	-----------------	----------	-----------------	-------------------	------

Microbiological Testing

Total Coliform	Absent	P/A			SM 9223B Colilert 18	DMM	1	3/31/26 16:56	4/1/26 11:04	
E. coli	Absent	P/A			SM 9223B Colilert 18	DMM	1	3/31/26 16:56	4/1/26 11:04	

The contents of this report apply to the sample(s) analyzed in accordance with the chain of custody document. No duplication of this report is allowed, except in its entirety.

Zalco Laboratories, Inc. 4309 Armour Ave. Bakersfield CA 93308 (661) 395-0539



**Zalco
Laboratories, Inc.**

4309 Armour Ave.
Bakersfield, CA 93308
661.395.0539

Krista Mutual Water Co.
3534 Mt. Pinos Way
Frazier Park, CA 93225

Project: Master
Project Number: KMWC Dist/Bacteriological
Project Manager: Pamela Jarecki

Reported:
04/01/2026 11:45

Sample Results

(Continued)

Sample Name:	907 Yosemite CA1500475	Receipt Temperature, Deg. C:	7.5
Zalco Lab ID:	2603519-02	Field Temperature, Deg. C:	
Sampled Date - Time:	3/31/2026 2:30:00PM	Field pH:	
Matrix:	Water	Sample Type:	Grab
Sampled By:	Lee Winagura	Field Residual Chlorine, ppm:	

Analyte	Result	Units	RL	MDL	Method	Analyst Int.	Dilution	Date Started	Date Completed	Qual
---------	--------	-------	----	-----	--------	-----------------	----------	-----------------	-------------------	------

Microbiological Testing

Total Coliform	Absent	P/A			SM 9223B Colilert 18	DMM	1	3/31/26 16:56	4/1/26 11:04	
E. coli	Absent	P/A			SM 9223B Colilert 18	DMM	1	3/31/26 16:56	4/1/26 11:04	

The contents of this report apply to the sample(s) analyzed in accordance with the chain of custody document. No duplication of this report is allowed, except in its entirety.

Zalco Laboratories, Inc. 4309 Armour Ave. Bakersfield CA 93308 (661) 395-0539



**Zalco
Laboratories, Inc.**

4309 Armour Ave.
Bakersfield, CA 93308
661.395.0539

Krista Mutual Water Co.
3534 Mt. Pinos Way
Frazier Park, CA 93225

Project: Master
Project Number: KMWC Dist/Bacteriological
Project Manager: Pamela Jarecki

Reported:
04/01/2026 11:45

Quality Control

Microbiological Testing

Analyte	Result	Qual	Reporting Limit	Units	Spike Level	Source Result	%REC	%REC Limits	RPD	RPD Limit
Batch: 6D00007 - Micro										
Blank (6D00007-BLK1)										
					Prepared: 3/31/2026 Analyzed: 4/1/2026					
Total Coliform	Absent			P/A						
E. coli	Absent			P/A						
Blank (6D00007-BLK2)										
					Prepared: 3/31/2026 Analyzed: 4/1/2026					
Total Coliform	Absent			P/A						
E. coli	Absent			P/A						
Reference (6D00007-SRM1)										
					Prepared: 3/31/2026 Analyzed: 4/1/2026					
Total Coliform	Absent			P/A	0.00			0-200		
E. coli	Absent			P/A	0.00			0-200		
Reference (6D00007-SRM2)										
					Prepared: 3/31/2026 Analyzed: 4/1/2026					
Total Coliform	Present			P/A	1.00			80-120		
E. coli	Absent			P/A	0.00			80-120		
Reference (6D00007-SRM3)										
					Prepared: 3/31/2026 Analyzed: 4/1/2026					
Total Coliform	Present			P/A	1.00			0-200		
E. coli	Present			P/A	1.00			0-200		



**Zalco
Laboratories, Inc.**

4309 Armour Ave.
Bakersfield, CA 93308
661.395.0539

Krista Mutual Water Co.
3534 Mt. Pinos Way
Frazier Park, CA 93225

Project: Master
Project Number: KMWC Dist/Bacteriological
Project Manager: Pamela Jarecki

Reported:
04/01/2026 11:45

Notes and Definitions

Item	Definition
MDL	Method Detection Limit
RL	Reporting Limit
Dry	Sample results reported on a dry weight basis.
ND	Not Detected
<	Less than
RPD	Relative Percent Difference
%REC	Percent Recovery
Source	Sample that was matrix spiked or duplicated.

Water Quality Summary Report

Prepared by: Mountain Water Quality Management
Date: April 1, 2026
Recipient: Krista Mutual Water Company
Location: PO Box 951, 3534 Mt. Pinos Way, Frazier Park, CA 93225
Project Manager: Lee Winagura
Laboratory: Zalco Laboratories, Inc.

Sampling Overview

Water samples were collected on March 18, 2026, from the following locations:

- Well 1 (Source) – General Chemistry
- 2512 Lebec Oaks Rd (Distribution System) – Bacteriological

Both samples were collected by Lee Winagura and analyzed by Zalco Laboratories.

Key Findings

Microbiological (2512 Lebec Oaks Rd)

- Total Coliform Bacteria: Absent
- E. coli Bacteria: Absent
- Laboratory Receipt Temperature: 14.7°C

✔ Distribution system water is bacteriologically safe and compliant.

General Chemistry (Well 1)

- Fluoride: 2.0 mg/L (⚠ At the Secondary MCL of 2.0 mg/L)
- Nitrate (as Nitrogen): 3.3 mg/L (✔ Below MCL of 10 mg/L)
- Nitrite (as Nitrogen): <0.15 mg/L (✔ Below MCL of 1.0 mg/L)
- Laboratory Receipt Temperature: 14.7°C

Quality Control & Assurance

- Laboratory QA/QC results (blanks, duplicates, spikes) were within acceptable limits.
- Analytical methods (SM 9223B, EPA 300.0) were performed within holding times.
- No data quality issues affecting usability were identified.

Conclusion

- ✔ Microbiological Compliance Achieved – No Total Coliform or E. coli detected.
- ⚠ Fluoride remains at the regulatory threshold (2.0 mg/L) and should continue to be monitored closely.
- ✔ Nitrate and Nitrite are within safe drinking water limits.

Recommendations

- Fluoride Monitoring: Continue routine tracking and incorporate into ongoing fluoride mitigation planning.
- Routine Sampling: Maintain bacteriological monitoring per BSSP.
- Operational Awareness: Given prior results (elevated fluoride and radionuclides), continue evaluating source water trends for long-term treatment strategy.

Overall System Status

Category	Status
Bacteriological	✔ Compliant
Nitrate/Nitrite	✔ Compliant
Fluoride	⚠ At Threshold
Overall Water Quality	✔ Stable with Monitoring Recommended

For any further inquiries regarding this report, please contact:
Lee Winagura
Mountain Water Quality Management



Zalco
Laboratories, Inc.

4309 Armour Ave.
Bakersfield, CA 93308
661.395.0539

April 01, 2026

Pamela Jarecki

Krista Mutual Water Co.
3534 Mt. Pinos Way
Frazier Park, CA 93225
RE: Master

Zalco Work Order: 2603325
Zalco Project:

Enclosed are the results of analyses for samples received by our laboratory on 3/18/2026. If you have any questions concerning this report, please feel free to contact me.

Sincerely,

A handwritten signature in black ink, appearing to read "Ashlee Gonzalez". The signature is fluid and cursive, with the first name "Ashlee" and last name "Gonzalez" clearly distinguishable.

Ashlee Gonzalez For Juan Magana
Laboratory Technical Manager



**Zalco
Laboratories, Inc.**

4309 Armour Ave.
Bakersfield, CA 93308
661.395.0539

Krista Mutual Water Co.
3534 Mt. Pinos Way
Frazier Park, CA 93225

Project: Master
Project Number: KMWC DIST/Well 1
Project Manager: Pamela Jarecki

Reported:
04/01/2026 11:54

Sample Results

Sample Name:	Well 1 CA1500475_001_001	Receipt Temperature, Deg. C:	14.7
Zalco Lab ID:	2603325-01	Field Temperature, Deg. C:	
Sampled Date - Time:	3/18/2026 2:30:00PM	Field pH:	
Matrix:	Water	Sample Type:	Grab
Sampled By:	Lee Winagura	Field Residual Chlorine, ppm:	

Analyte	Result	Units	RL	MDL	Method	Analyst Int.	Dilution	Date Started	Date Completed	Qual
---------	--------	-------	----	-----	--------	-----------------	----------	-----------------	-------------------	------

General Chemistry

Fluoride	2.0	mg/L	0.10	0.06	E300.0	SIG	1	3/19/26 15:11	3/19/26 18:57	
Nitrite as Nitrogen (N)	<150	ug/L	150	16	E300.0	SIG	1	3/19/26 15:11	3/19/26 18:57	
Nitrate as Nitrogen (N)	3.3	mg/L	0.10	0.03	E300.0	SIG	1	3/19/26 15:11	3/19/26 18:57	



**Zalco
Laboratories, Inc.**

4309 Armour Ave.
Bakersfield, CA 93308
661.395.0539

Krista Mutual Water Co.
3534 Mt. Pinos Way
Frazier Park, CA 93225

Project: Master
Project Number: KMWC DIST/Well 1
Project Manager: Pamela Jarecki

Reported:
04/01/2026 11:54

Quality Control

General Chemistry

Analyte	Result	Qual	Reporting Limit	Units	Spike Level	Source Result	%REC	%REC Limits	RPD	RPD Limit
Batch: 6C00498 - IC Anion Prep										
Blank (6C00498-BLK1)					Prepared & Analyzed: 3/19/2026					
Nitrate as Nitrogen (N)	<0.10		0.10	mg/L						
Nitrite as Nitrogen (N)	<150		150	ug/L						
Fluoride	<0.10		0.10	mg/L						
<hr/>										
LCS (6C00498-BS1)					Prepared & Analyzed: 3/19/2026					
Nitrate as Nitrogen (N)	2.1		0.10	mg/L	2.26		94.0	90-110		
Nitrite as Nitrogen (N)	3100		150	ug/L	3050		101	90-110		
Fluoride	2.1		0.10	mg/L	2.00		105	90-110		
<hr/>										
LCS Dup (6C00498-BSD1)					Prepared & Analyzed: 3/19/2026					
Nitrate as Nitrogen (N)	2.1		0.10	mg/L	2.26		92.4	90-110	1.68	10
Nitrite as Nitrogen (N)	3100		150	ug/L	3050		100	90-110	0.773	10
Fluoride	2.1		0.10	mg/L	2.00		103	90-110	1.93	10
<hr/>										
Duplicate (6C00498-DUP1)					Prepared & Analyzed: 3/19/2026					
Source: 2603317-01										
Nitrate as Nitrogen (N)	0.140		0.10	mg/L		0.137			2.55	10
Nitrite as Nitrogen (N)	<150		150	ug/L		ND				10

The contents of this report apply to the sample(s) analyzed in accordance with the chain of custody document. No duplication of this report is allowed, except in its entirety.

Zalco Laboratories, Inc. 4309 Armour Ave. Bakersfield CA 93308 (661) 395-0539



Zalco
Laboratories, Inc.

4309 Armour Ave.
Bakersfield, CA 93308
661.395.0539

Krista Mutual Water Co.
3534 Mt. Pinos Way
Frazier Park, CA 93225

Project: Master
Project Number: KMWC DIST/Well 1
Project Manager: Pamela Jarecki

Reported:
04/01/2026 11:54

Notes and Definitions

Item	Definition
MDL	Method Detection Limit
RL	Reporting Limit
Dry	Sample results reported on a dry weight basis.
ND	Not Detected
<	Less than
RPD	Relative Percent Difference
%REC	Percent Recovery
Source	Sample that was matrix spiked or duplicated.



Zalco
Laboratories, Inc.

4309 Armour Ave.
Bakersfield, CA 93308
661.395.0539

March 24, 2026

Pamela Jarecki

Krista Mutual Water Co.
3534 Mt. Pinos Way
Frazier Park, CA 93225
RE: Master

Zalco Work Order: 2603326
Zalco Project:

Enclosed are the results of analyses for samples received by our laboratory on 3/18/2026. If you have any questions concerning this report, please feel free to contact me.

Sincerely,

A handwritten signature in black ink, appearing to read "Ashlee Gonzalez". The signature is written in a cursive, flowing style.

Ashlee Gonzalez For Juan Magana
Laboratory Technical Manager



**Zalco
Laboratories, Inc.**

4309 Armour Ave.
Bakersfield, CA 93308
661.395.0539

Krista Mutual Water Co.
3534 Mt. Pinos Way
Frazier Park, CA 93225

Project: Master
Project Number: KMWC DST/2512 Lebec Oaks
Project Manager: Pamela Jarecki

Reported:
03/24/2026 13:05

Sample Results

Sample Name:	2512 Lebec Oaks CA1500475	Receipt Temperature, Deg. C:	14.7
Zalco Lab ID:	2603326-01	Field Temperature, Deg. C:	
Sampled Date - Time:	3/18/2026 2:45:00PM	Field pH:	
Matrix:	Water	Sample Type:	Grab
Sampled By:	Lee Winagura	Field Residual Chlorine, ppm:	

Analyte	Result	Units	RL	MDL	Method	Analyst Int.	Dilution	Date Started	Date Completed	Qual
---------	--------	-------	----	-----	--------	-----------------	----------	-----------------	-------------------	------

Microbiological Testing

Total Coliform	Absent	P/A			SM 9223B Colilert 24	MO	1	3/18/26 16:48	3/19/26 17:03	
E. coli	Absent	P/A			SM 9223B Colilert 24	MO	1	3/18/26 16:48	3/19/26 17:03	

The contents of this report apply to the sample(s) analyzed in accordance with the chain of custody document. No duplication of this report is allowed, except in its entirety.

Zalco Laboratories, Inc. 4309 Armour Ave. Bakersfield CA 93308 (661) 395-0539



**Zalco
Laboratories, Inc.**

4309 Armour Ave.
Bakersfield, CA 93308
661.395.0539

Krista Mutual Water Co.
3534 Mt. Pinos Way
Frazier Park, CA 93225

Project: Master
Project Number: KMWC DST/2512 Lebec Oaks
Project Manager: Pamela Jarecki

Reported:
03/24/2026 13:05

Quality Control

Microbiological Testing

Analyte	Result	Qual	Reporting Limit	Units	Spike Level	Source Result	%REC	%REC Limits	RPD	RPD Limit
---------	--------	------	-----------------	-------	-------------	---------------	------	-------------	-----	-----------

Batch: 6C00586 - Micro

Blank (6C00586-BLK1)

Prepared: 3/18/2026 Analyzed: 3/19/2026

Total Coliform	Absent			P/A						
E. coli	Absent			P/A						

Reference (6C00586-SRM1)

Prepared: 3/18/2026 Analyzed: 3/19/2026

Total Coliform	Absent			P/A	0.00			0-200		
E. coli	Absent			P/A	0.00			0-200		

Reference (6C00586-SRM2)

Prepared: 3/18/2026 Analyzed: 3/19/2026

Total Coliform	Present			P/A	1.00			80-120		
E. coli	Absent			P/A	0.00			80-120		

Reference (6C00586-SRM3)

Prepared: 3/18/2026 Analyzed: 3/19/2026

Total Coliform	Present			P/A	1.00			0-200		
E. coli	Present			P/A	1.00			0-200		



Zalco
Laboratories, Inc.

4309 Armour Ave.
Bakersfield, CA 93308
661.395.0539

Krista Mutual Water Co.
3534 Mt. Pinos Way
Frazier Park, CA 93225

Project: Master
Project Number: KMWC DST/2512 Lebec Oaks
Project Manager: Pamela Jarecki

Reported:
03/24/2026 13:05

Notes and Definitions

Item	Definition
MDL	Method Detection Limit
RL	Reporting Limit
Dry	Sample results reported on a dry weight basis.
ND	Not Detected
<	Less than
RPD	Relative Percent Difference
%REC	Percent Recovery
Source	Sample that was matrix spiked or duplicated.

Internet	Fiber or Satellite	Equipment Purchase	Lease set up fee	Install Purchase	Install Lease	Monthly cost	Speed	Volume	Delivery
AT&T	Fiber	\$500.00				\$539.00	50Mbps		
	Satellite NOT AVAILABLE								
Hughes net	Satellite	\$100.00	\$99.99	\$199.99	\$0.00	\$49.99 + \$9.99 (if Leased) \$54.99 + \$9.99 after year discount	25Mbps	100 GB	5 days, 1-4 hour set up
	Satellite	\$299.99	\$99.99	\$199.99	\$0.00	\$54.99 + \$14.99 (if Leased) \$79.99 + \$14.99 after year discount	50Mbps	100 GB	5 days, 1-4 hour set up
	Satellite	\$299.99	\$99.99	\$199.99	\$0.00	\$69.99 + \$14.99 (if Leased) \$94.99 + \$14.99 after year discount	50Mbps	200 GB	5 days, 1-4 hour set up
Starlink	Satellite			Only need the \$349.00 Standard plan + mount (Router is included)		\$65.00	45 Mbps	250-350 GB	6-8 weeks takes about 15 mins to set up
Viasat Matt 855-262-1508	Satellite			\$150.00		\$215.00		unlimited	1 to 4 days. They install 1 to 2 hours
	Satellite			\$150.00		\$115.00		300 GB	1 to 4 days. They install 1 to 2 hours